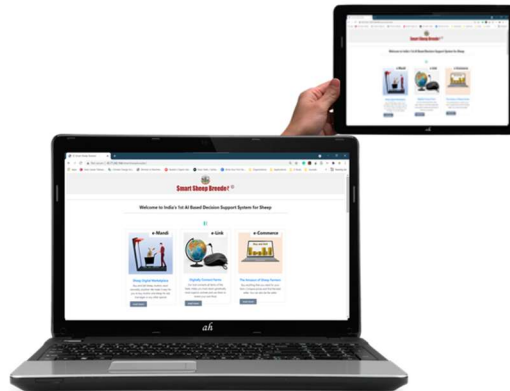


How to use Smart Sheep Breeder



<http://sk.agbskuastk.org/sk-messenger>



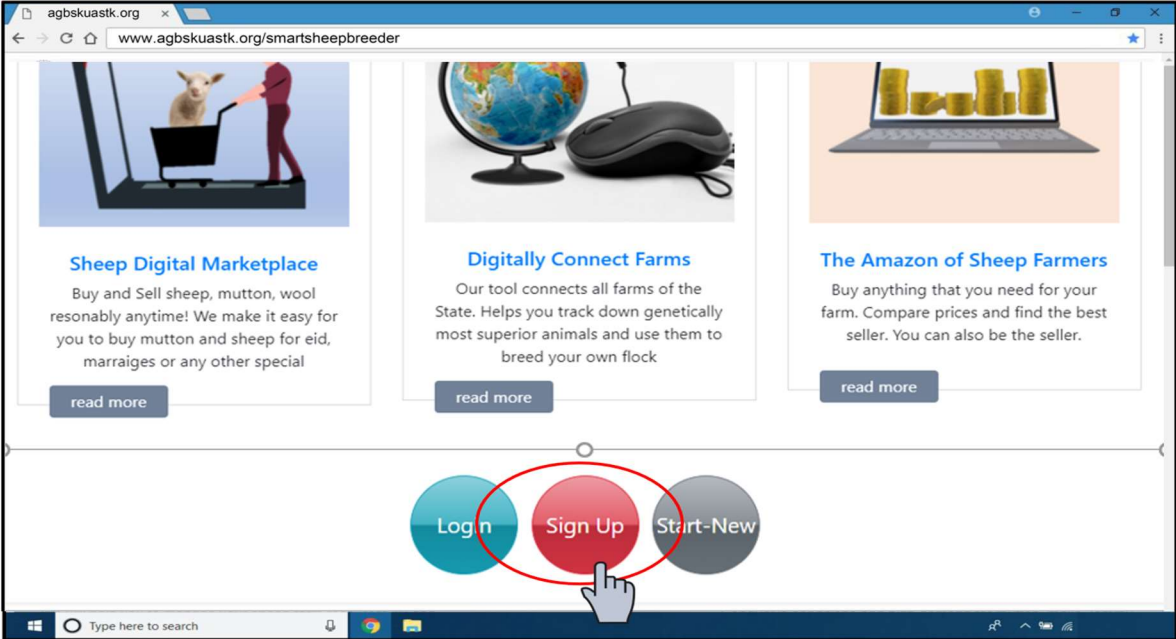
How to Register your Farm






Step - 1

Go to the website:
www.agbskuastk.org/smartsheepbreeder




Step - 2 Click on **'Sign up'** to register your farm


Smart Sheep Breeder

Register

Name * E-Mail Address *

Farm Name* Farm Number *

Farm Incharge / Owner* Date of Birth * 

Gender* Male Female Contact * Education

Parentage Designation / Profession

Annual Farm Income Is this a Government Farm? * Yes No

Annual Farm Income Is this a Government Farm? * Yes No

State * District *


Location of the Farm *

Approximate Farm Strength * Year of Establishment

Upload Farm Photo * No file chosen Upload Identification Proof No file chosen

Password * Confirm Password *

By filling up this form, you agree to our [Terms and Conditions](#)



Step - 3

Fill the **'Registration form'** and click **'Register'**

'User Name' and **'Password'**

will be sent to the

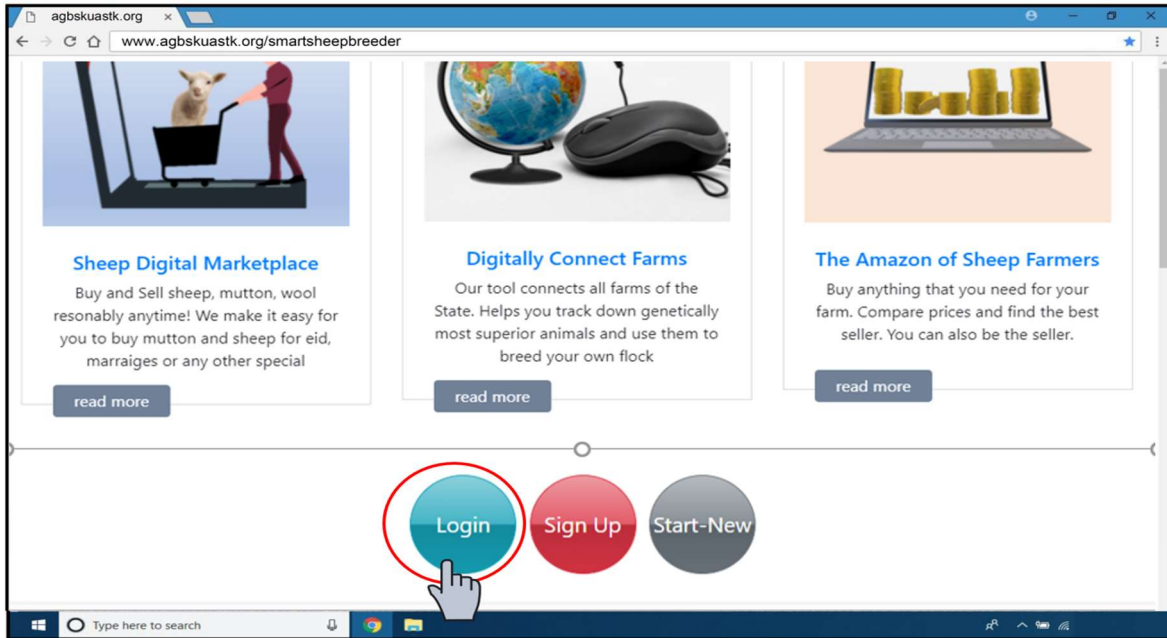
'Registered email address'

within three working days



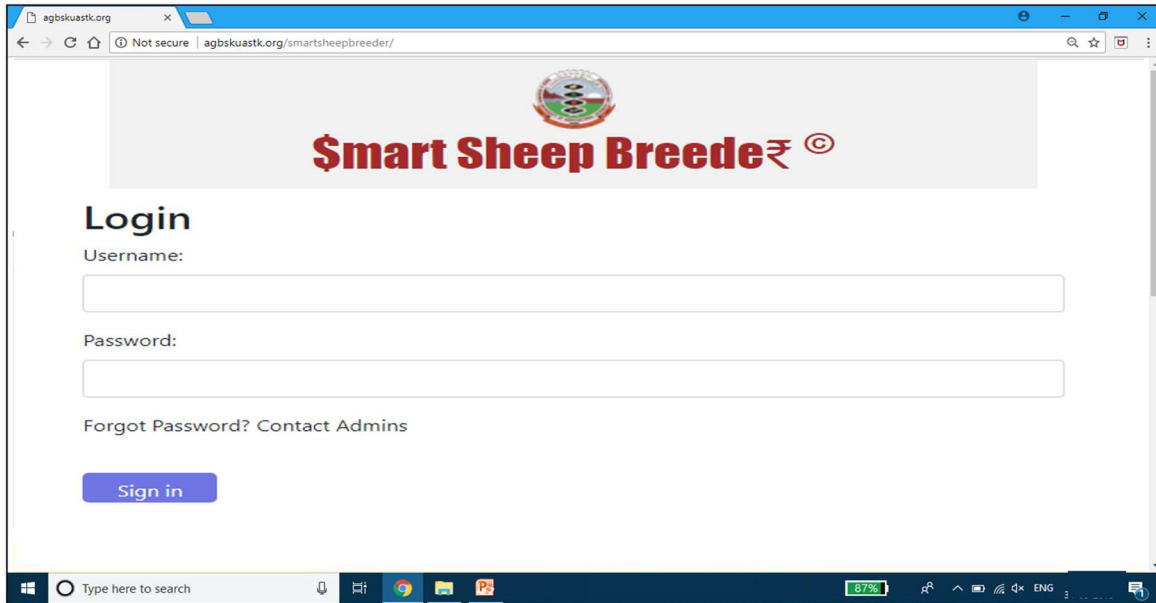
How to Login to Your Personalized Farm Homepage





Step - 1

Once again go the 'Home Page' and Click on 'Login'



Step - 2

Enter the **'Login Credentials'** of your farm and click **'Sign in'**

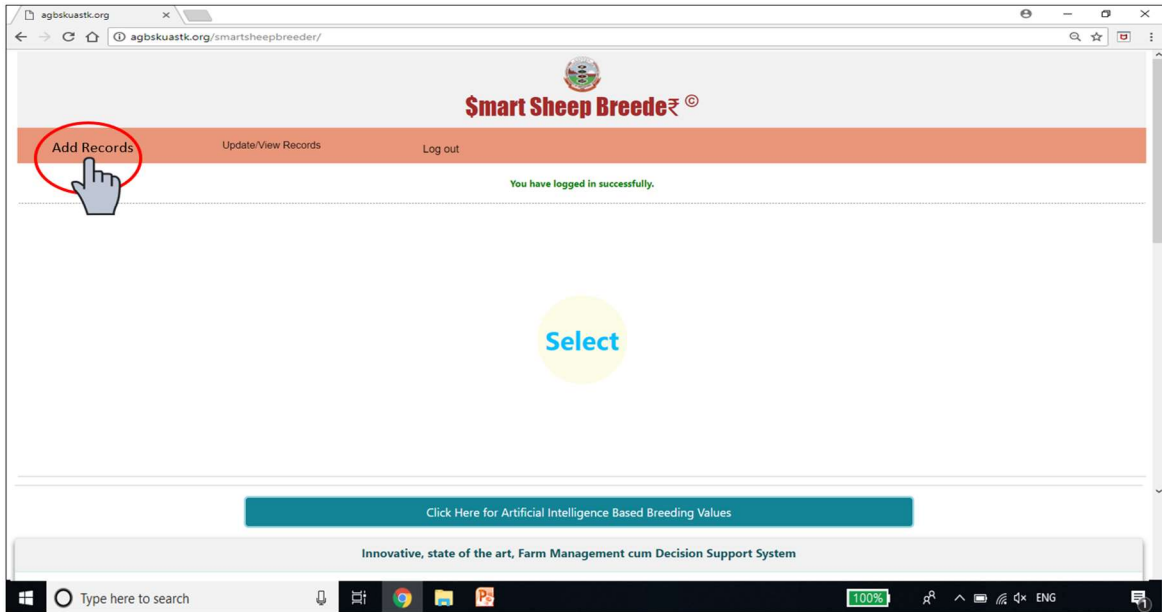
The screenshot shows a web browser window with the URL `agbskuastk.org/smartsheepbreeder/`. The page features a header with the logo of the organization and the text "Smart Sheep Breeder". Below the header, there are navigation links: "Add Records", "Update/View Records", and "Log out". A message states "You have logged in successfully." Below this, there is a large yellow circle with the word "Select" in blue. A teal button below the circle says "Click Here for Artificial Intelligence Based Breeding Values". Underneath, a grey box contains the text "Innovative, state of the art, Farm Management cum Decision Support System". The main content area is split into two parts: on the left, a photograph of a farm with several buildings and mountains in the background; on the right, two data boxes. The first box is titled "Total Sheep" and shows a value of "125" with a pink progress bar. The second box is titled "Your Farm" and shows the name "mrcgs" with a grey progress bar. The Windows taskbar is visible at the bottom, showing the search bar, taskbar icons, and system tray.

‘Personalized Farm Home Page’ will open



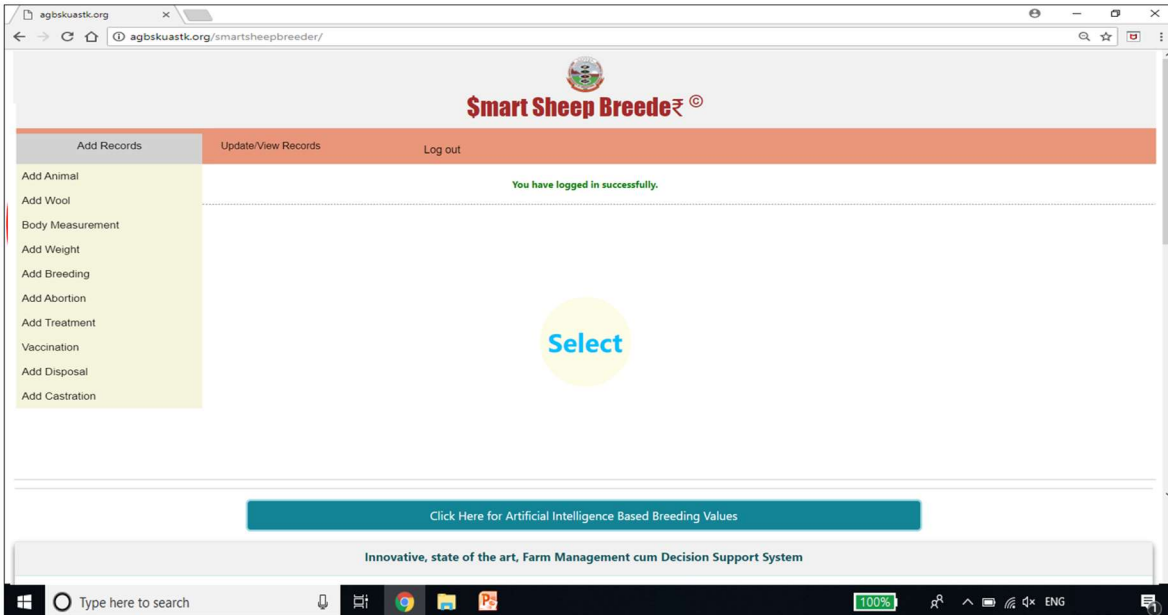
How to Add Details





Step - 1

**Click on 'Add Records' tab
on the 'Personalized Farm Home Page'**



Step - 2

Select the **category** of record
in the drop-down list you want to add

agbskuastk.org

agbskuastk.org/smartsheepbreeder/

Smart Sheep Breeder

Add Records Update/View Records Log out

Add Records

Add Animal: Brandnumber and date of birth or date of purchase cannot be left empty

Brandnumber

Ear Tag

Dam Number

Sire Number

Birth Weight Kg

Date of Birth

Sex

Breed

Birthtype

Farm Bred Purchased

Source

2021 Version 1.2 All rights reserved. This System is Copyright Protected. © A.Hamadani and N.A.Ganai Wednesday 20th of October 2021 Feedback

For Example

To add a new animal, select **'Add Animal'** category in the drop-down list, fill the **'Input Form'** and click **'Submit'**



Smart Sheep
Breeder
Database

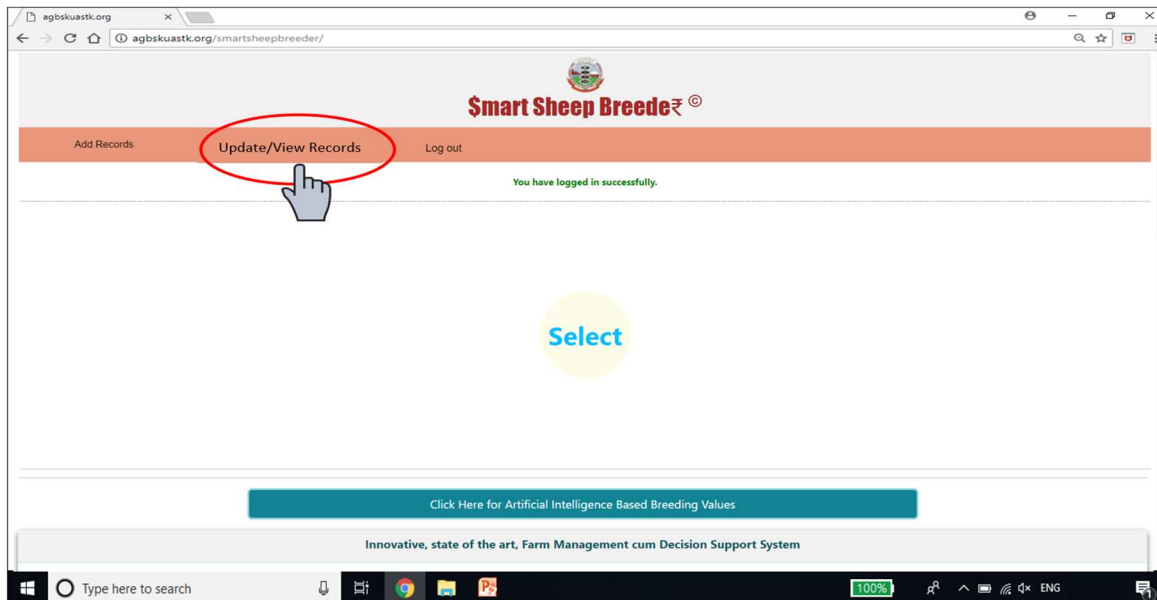
Automatic Animal Monitoring

**Automatic Data entry is also possible using
IoT Based Docking Stations**



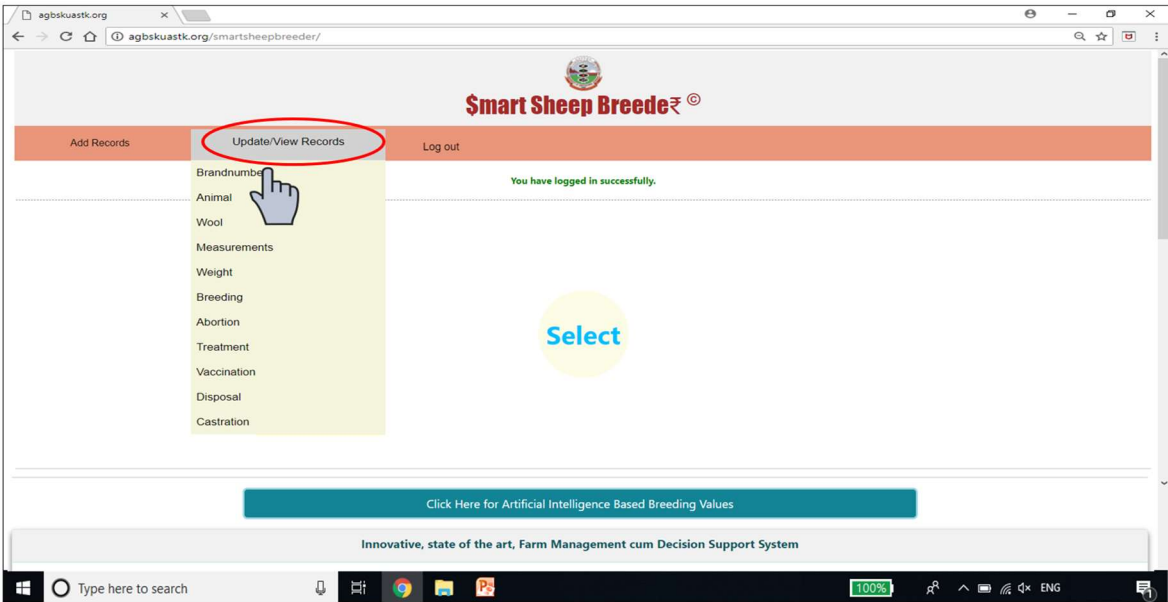
How to Update Records



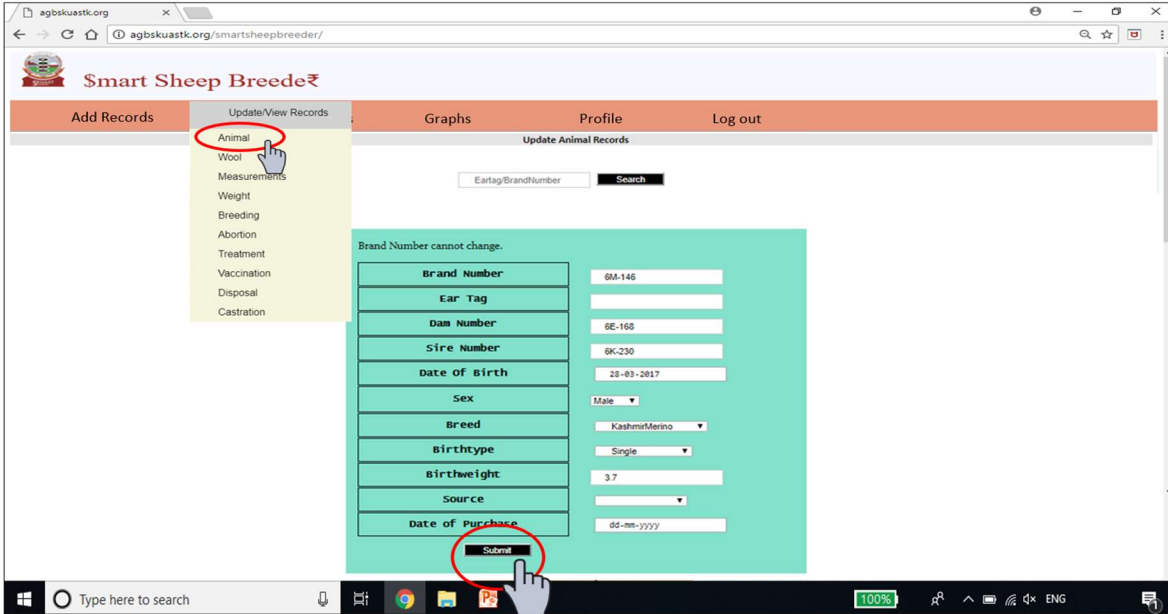


Step - 1

**Click on 'Update/View Records' tab
on the 'Personalized Farm Home Page'**



Step - 2 Select the **category** of record in the drop-down list you want to update



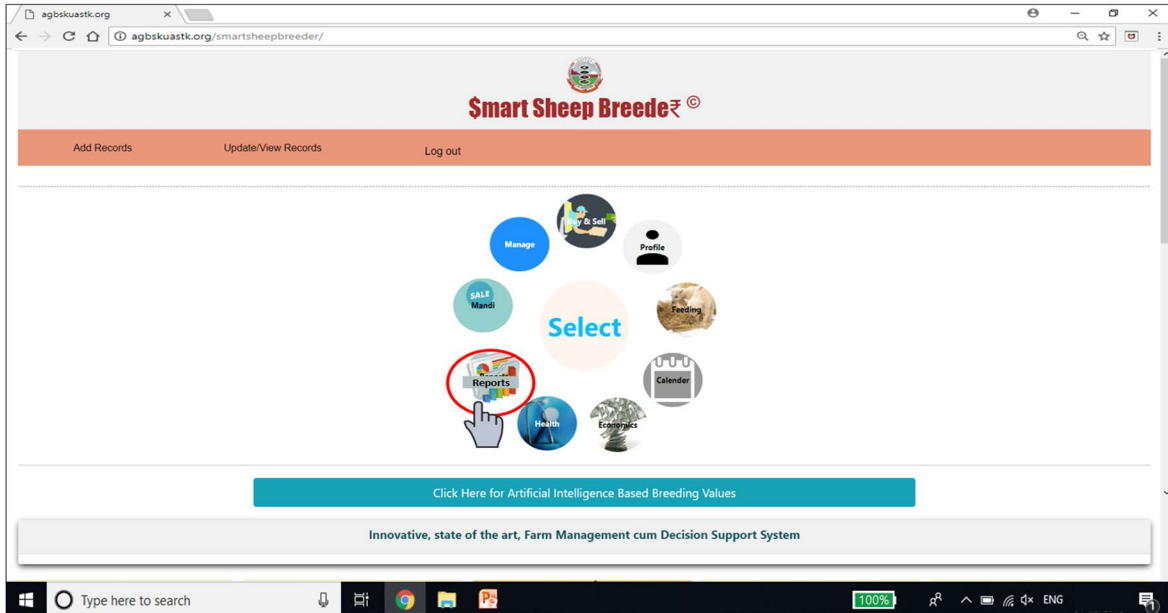
For Example

To update detail of any animal, select '**Animal**' category in the drop down list, update the detail and click '**Submit**'



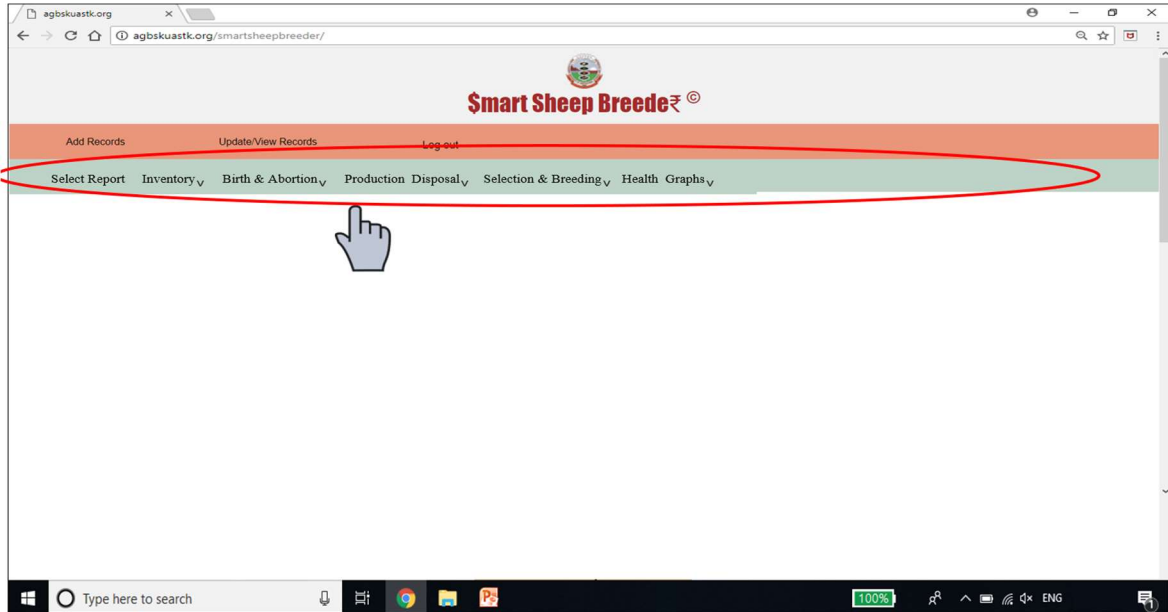
How to View Farm Reports





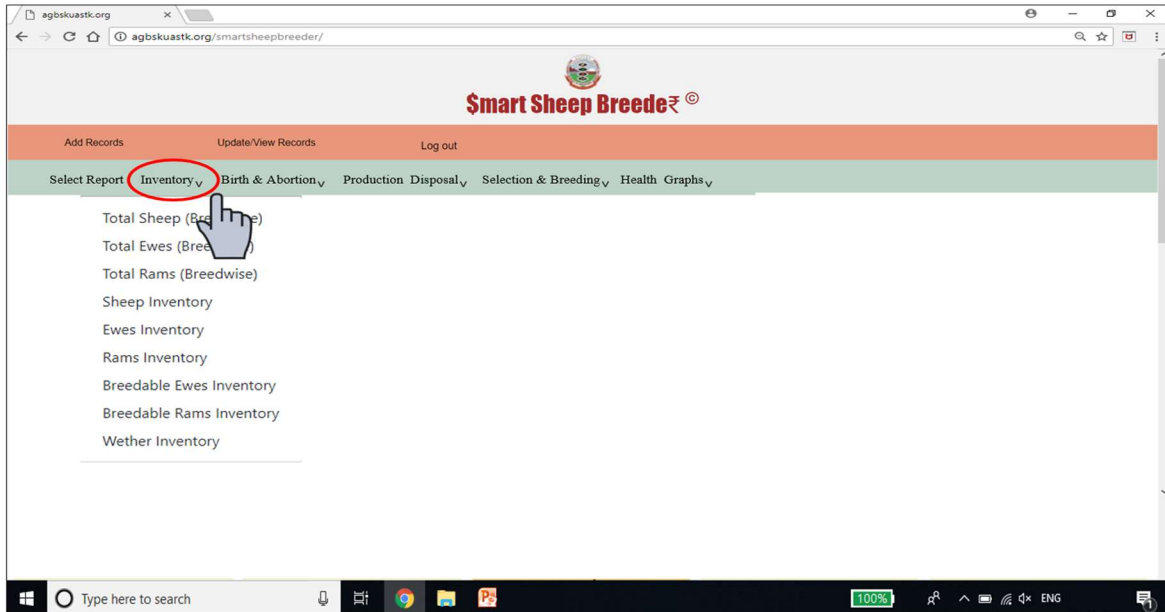
Step - 1

**Click on 'Reports' tab
on the 'Personalized Farm Home Page'**



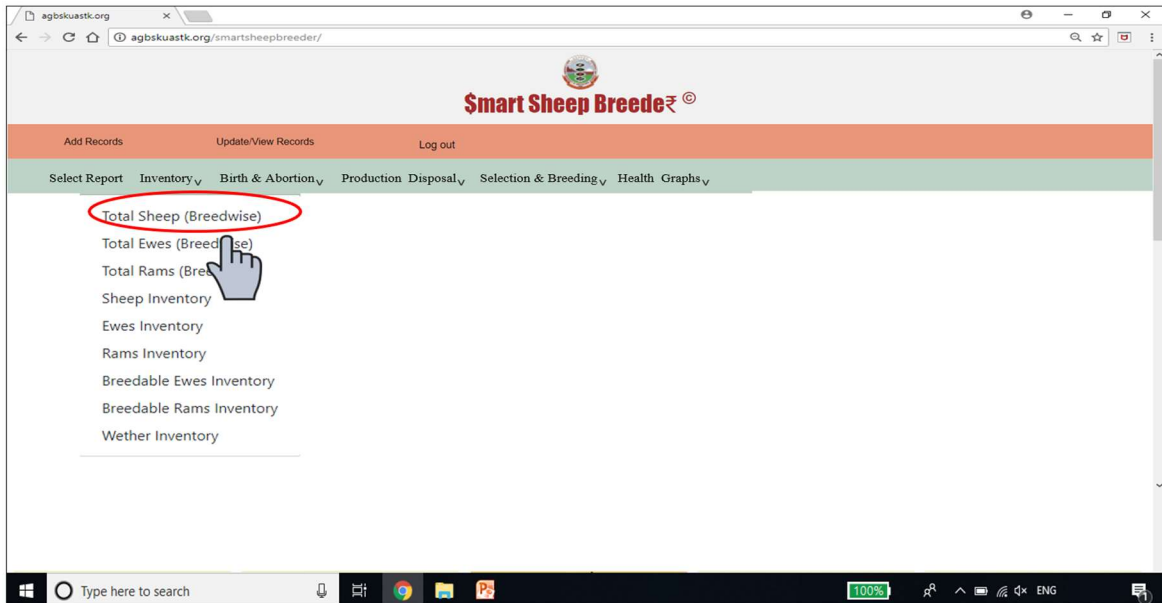
Step - 2

Select relevant type of report from the **'Navigation Bar'**



For Example

By clicking on **'Inventory'** tab, a drop down list of its sub-categories will appear



For Example

Select **'Total Sheep Breedwise'** and specify the date

agbskuastk.org

agbskuastk.org/smartsheepbreeder/

Smart Sheep Breeder ©

Add Records Update/View Records Log out

Export to CSV

Select Report Inventory Birth & Abortion Production Disposal Selection & Breeding Health Graphs

dd----yyyy Search

Total Number of Animals as on 2021-10-05

Farm Report: XYZ Farm

Report generated on: 20-10-21

	Total Number	No. of Ewes	No. of Rams	No. of Lambs/Weaners
Corriedale	0	0	0	0
South Down	0	0	0	0
Merino	0	0	0	0
Rambouillet	0	0	0	0
Bhakarwal	0	0	0	0
Poll Dorset	0	0	0	0
Kashmir Merino	200	104	96	137
Hampshire	0	0	0	0
Crossbred	0	0	0	0
Total	200	104	96	137

Type here to search

100%


ENG

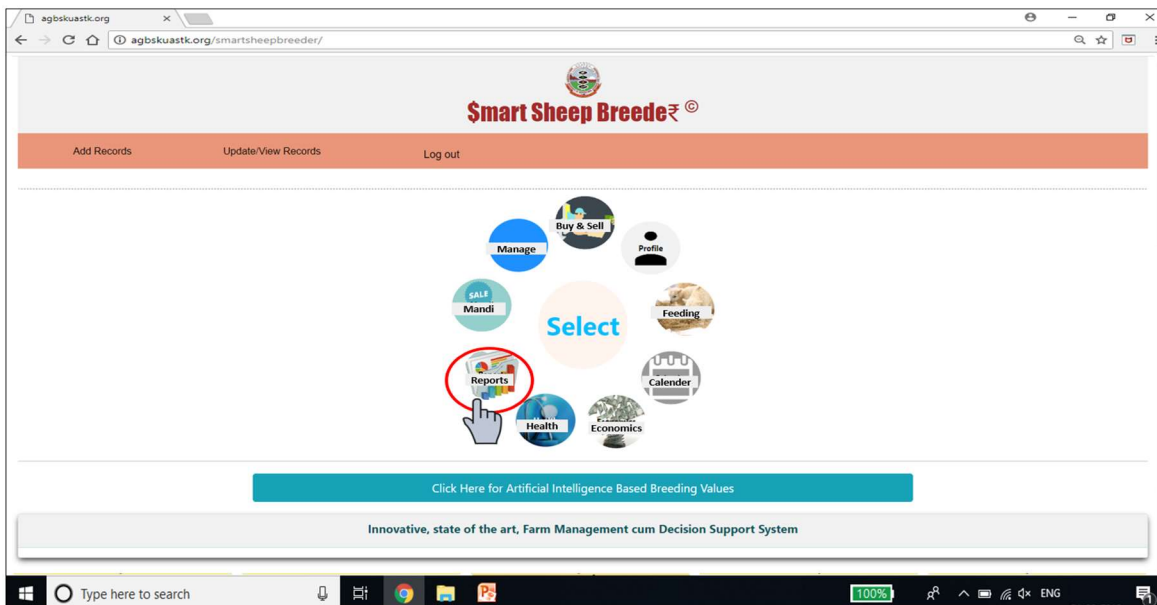
For Example

A report of total sheep present on your farm on any desired date will be displayed in a tabular form



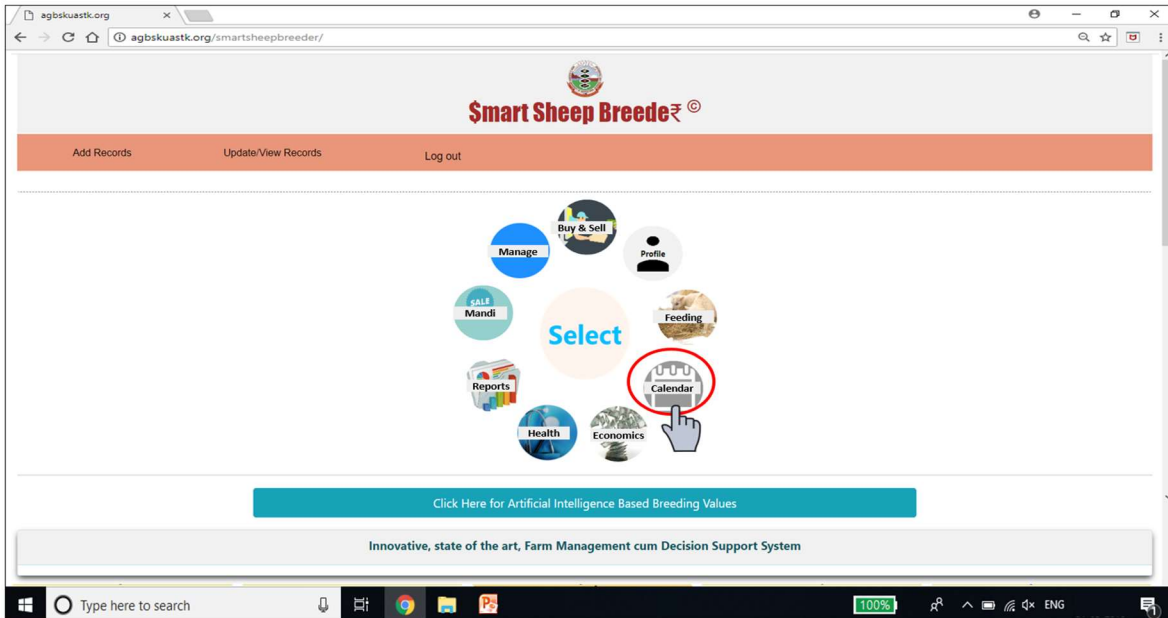
How to View Other Useful Modules





Step - 1

Go to the **'Personalized Farm Homepage'**
and click on the any desired module



For Example Click on the **'Calendar'** module to view activity calendar specific to your farm

agbskuastk.org

agbskuastk.org/smartsheepbreeder/

Smart Sheep Breeder®

Add Records Update/View Records Log out

Calender

Sept Oct Nov Dec Jan Feb March April May Jun Jul Aug

Click here for a detailed calendar

For Example **‘Calendar’** specific to your farm will appear on the screen.
You can also view the “Detailed Calendar”



How to View the Best Animals



agbskuastk.org

agbskuastk.org/smartsheepbreeder/

Smart Sheep Breeder®

Add Records Update/View Records Log out

Click Here for Artificial Intelligence Based Breeding Values

Innovative, state of the art, Farm Management cum Decision Support System

Total Sheep
125

Your Farm
mrcgs

Top 50 Animals as per EBVs (12-Month Bodyweight) Breedwise

S.No	Birth Number	Farm	Breed	Sex	Weight (kg)	Breeding Value
35	2M-18	ga-bal	Kashmiri Merino	Male	35	0.818
36	2M-82	ga-bal	Kashmiri Merino	Female	25	0.818

Management Health Farming Trends Your Profile Sheep e-Mandi

Type here to search

100%

Step - 1

Go to the 'Personalized Farm Homepage'
and **scroll down** to view a list of top 50 animals

agbskuastk.org

agbskuastk.org/smartsheepbreeder/

Smart Sheep Breeder

Add Records Update/View Records Log out

Click Here for Artificial Intelligence Based Breeding Values

Innovative, state of the art, Farm Management cum Decision Support System

Total Sheep
125

Your Farm
mrcgs

Top 50 Animals as per EBVs (12-Month Bodyweight) Breedwise

S.No.	Brand Number	Farm	Breed	Sex	Weight (kg)	Breeding Value
35	2M-18	gaobal	Kashmir/Merino	Male	35	0.818
36	2M-82	gaobal	Kashmir/Merino	Female	25	0.818

Management Health Farming Trends Your Profile Sheep e-Mandi


Type here to search 100% ENG

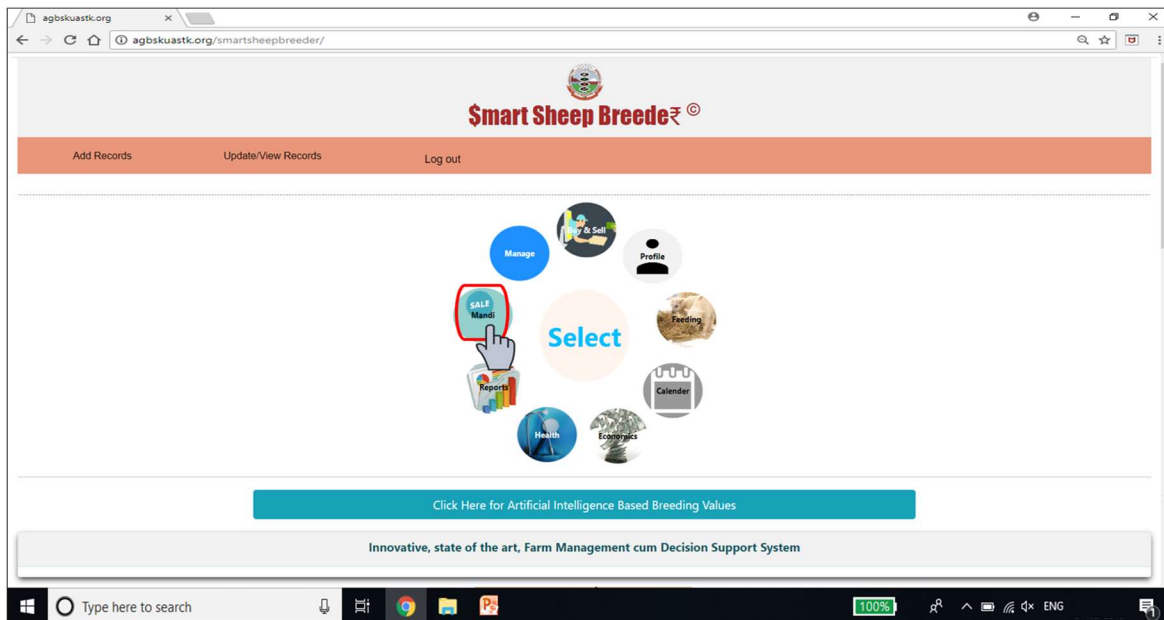
Step - 2

**Artificial Intelligence Based Breeding Values
can be accessed by clicking the box as shown**



How to Consult a Veterinarian/ Go to e-Mandi





Step - 1 Click on **“Mandi”** option in the homepage

agbskuastk.org

agbskuastk.org/smartsheepbreeder/

Smart Sheep Breeder

Change Password Logout

Welcome, Mountain Research Centre for Sheep and Goat

- Dashboard
- View Veterinarians
- Talk to Veterinarian
- Talk to Seller
- Products to Buy
- Product Orders
- Balance Sheet

Dashboard

You are logged in as Farmer

Your One Stop Solution for:

- Purchase and Sale of Products at best prices
- Veterinary Services
- Online Consultation Services

Total Amount Spent On Consultations: Rs. 0

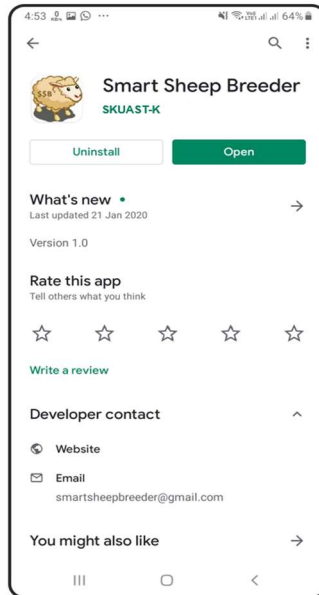
Total Consultations Taken By You: 0

Step - 2

You will be redirected to a new portal.
Select options as per requirement



How to Use 'Smart Sheep Breeder' Android App



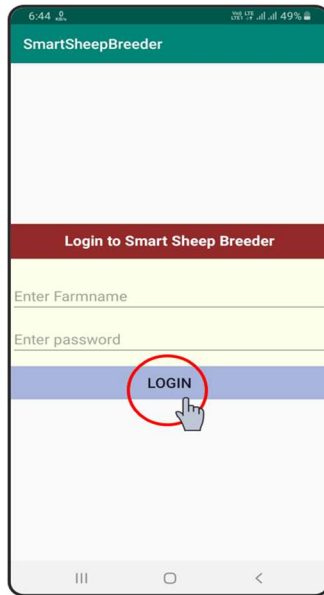
Step - 1

**Download the 'Smart Sheep Breeder Android App'
from 'Google Play Store'**



Step - 2

Open the 'Smart Sheep Breeder Android App' on your smart phone and click 'Login'



Step - 3

Enter your login credentials and click 'Login'



Step - 4

**‘Home Page of Your Farm’ will open.
Click on desired category to input record**



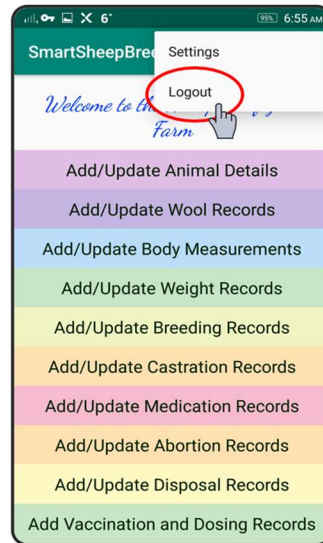
For Example

**Click on 'Add/Update Animal Details' tab
in order to enter or update the respective record**

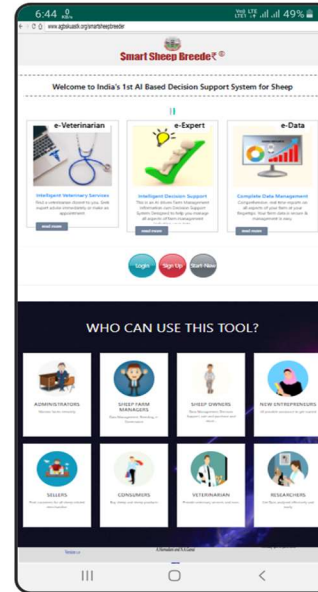
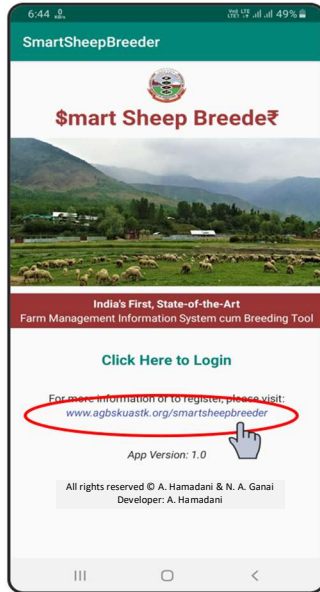
The image shows a mobile application interface titled "SmartSheepBreeder". At the top, there is a red banner with the text "Add New Animal Details Here". Below this, the form contains several input fields: "Brand Number", "Ear Tag", "Dam Number", "Sire Number", and "Birth Weight in Kg". There are two radio button options for "Sex": "Male" (unselected) and "Female" (selected). A grey button labeled "DATE OF BIRTH" is positioned below the sex options. A teal button labeled "Select Breed" is located below the date of birth field. Another teal button labeled "Whether Farm Bred or Purchased" is below the breed selection. Underneath, there are two radio button options: "Farmbred" (selected) and "Purchased" (unselected). A teal button labeled "Birth Type" is below the farmbred/purchased options. Underneath, there are three radio button options: "Single" (selected), "Twin" (unselected), and "Triplet" (unselected). A grey button labeled "DATE OF PURCHASE" is below the birth type options. At the bottom of the form is a blue button labeled "SUBMIT", which is circled in red and has a hand cursor icon pointing to it.

For Example

Add the required detail and click 'Submit'



Step - 5 Click on **'Logout'** tab to sign off



Step - 6

Click on the link 'www.agbskuastk.org/smartsheepbreeder' on the home page for accessing all other features of the tool